



● LIVE · 7 SESSIONS

CANVA MASTERY

Learn • Create • Earn

Transform from beginner to confident Canva creator in 7 hands-on live sessions

● 7 Live Sessions

● Hands-on Projects

● Certificate Included

→ **Begins Soon**

What you'll actually learn.

Six core skill areas — every session builds on the last, from pixel-pushing to paid client work.

01

DESIGN

Professional Canva Designs

Master layouts, grids, and visual hierarchy that look client-ready from day one.

02

CONTENT

Social Media Content

Posts, stories, carousels, and reels that stop the scroll and grow the feed.

03

AI

Canva AI Tools

Magic Design, Magic Write, background remover — work 10× faster, never blank-page stuck.

04

MOTION

Video Editing & Reels

Cuts, transitions, audio, animations — produce reels people actually watch all the way through.

05

PORTFOLIO

Portfolio Building

Curate, package, and present your work so the right clients say yes before they ask the price.

06

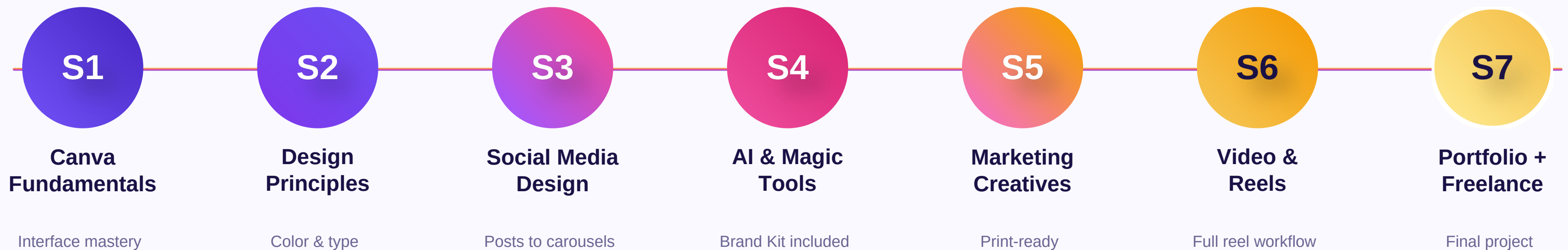
INCOME

Freelancing Basics

Platforms, pricing, communication — turn skills into your first paid Canva gigs.

A 7-week guided path. Each session is a live workshop with a hands-on assignment you keep.

Course roadmap.



SESSION 01

01

Canva Fundamentals + Interface Mastery

YOU'LL COVER

Get inside Canva — the workspace, the building blocks, the muscle memory.

- 1 Introduction to Canva**
What the tool is built for, when to use it, when not to.
- 2 Dashboard & workspace tools**
Projects, folders, brand assets — set up so nothing slows you down.
- 3 Templates vs. custom design**
When a template saves you, when it betrays you.
- 4 Frames, grids & elements**
The building blocks behind every clean composition.

● Hands-on activity: design your first cover

02 — SESSION

Design principles every designer needs.

WEEK 2 ·
Foundations track

01

Color Psychology

Why some palettes sell and others scroll past.

02

Typography Basics

Scale, weight, hierarchy — read in a glance.

03

Font Pairing

Combinations that work, and the ones that fight.

04

Alignment & White Space

How breathing room makes everything look intentional.


05

Design Mistakes

Common traps — and how to spot them in your own work.


Social media design mastery.

Build a content system — not one-off posts — so every grid, story, and thumbnail feels unmistakably yours.



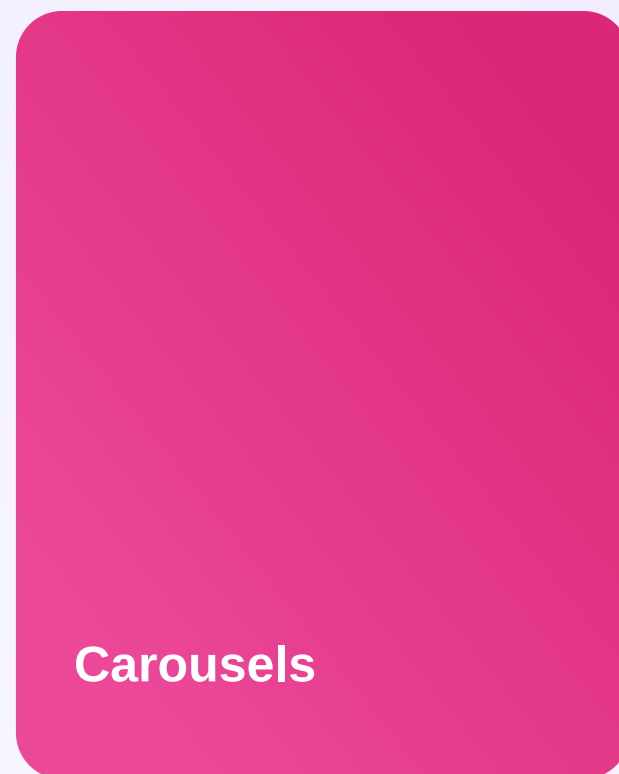
Instagram Posts

Feed-ready square + portrait layouts.




Stories

9:16 templates that read in 2 seconds.



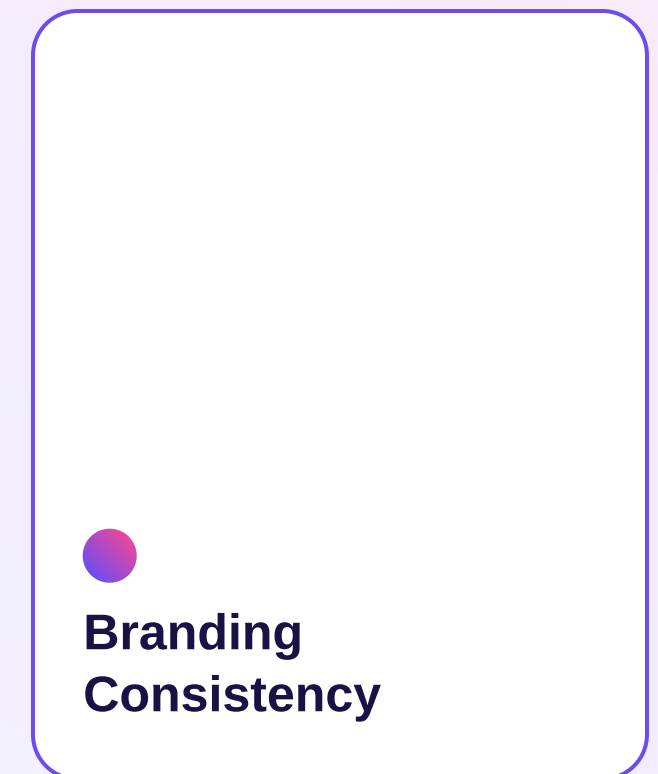
Carousels

Multi-slide stories that get saved.



Thumbnails

YouTube + reel covers worth a click.



**Branding
Consistency**

One look across every platform.

Advanced Canva tools + AI features.

04




Magic Design

One prompt, multiple finished layouts — never start from a blank canvas.



Magic Write

Headlines, captions, hooks — first drafts in seconds.



Background Remover

Clean cutouts, one click. Product shots become hero shots.



AI Features

Expand, resize, restyle — the toolkit that 10× your output.



Mockups

Phones, mugs, billboards — show work in context, sell ideas faster.



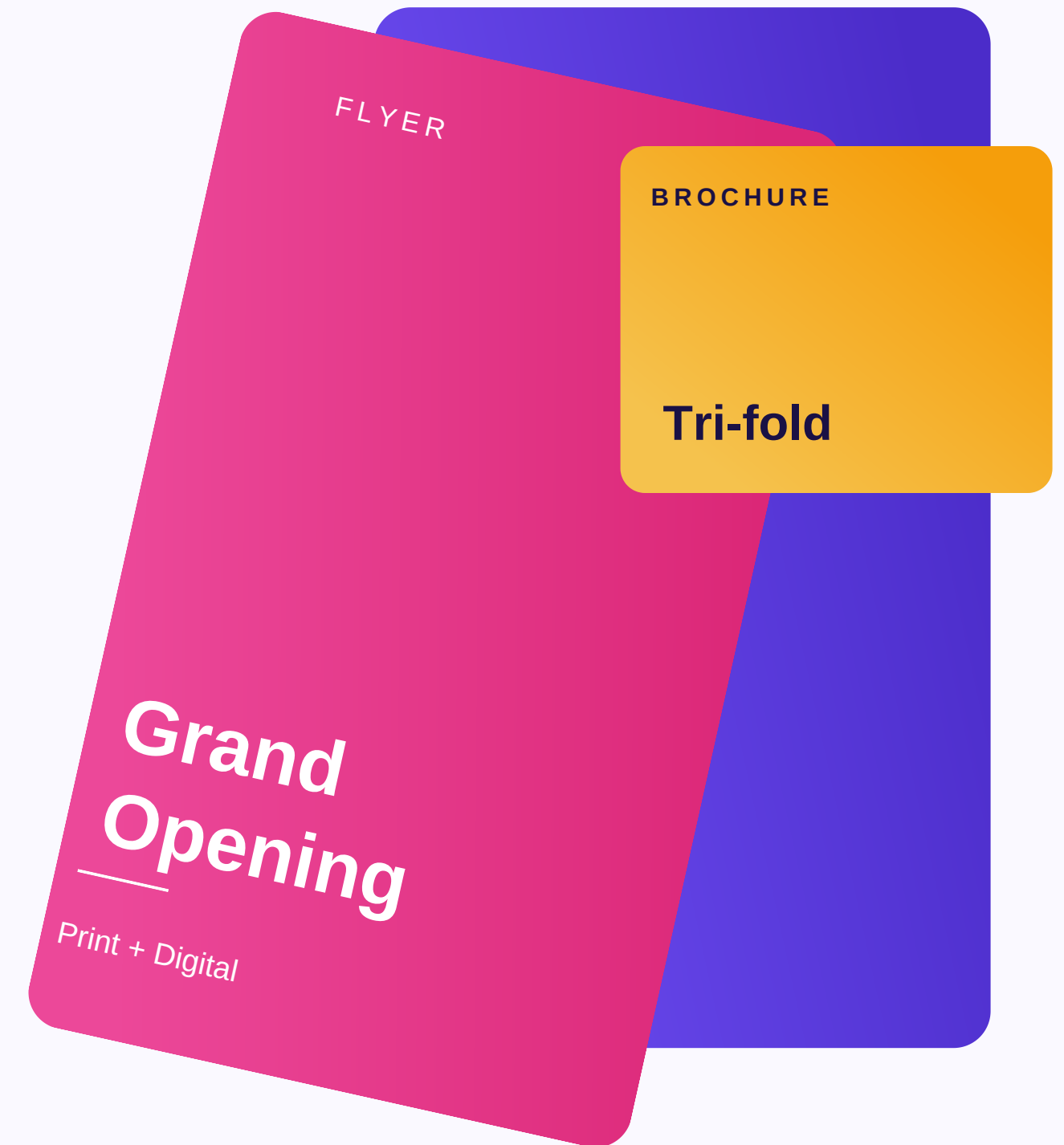
Brand Kit

Colors, fonts, logos — one source of truth across every design.

Posters, flyers & marketing creatives.

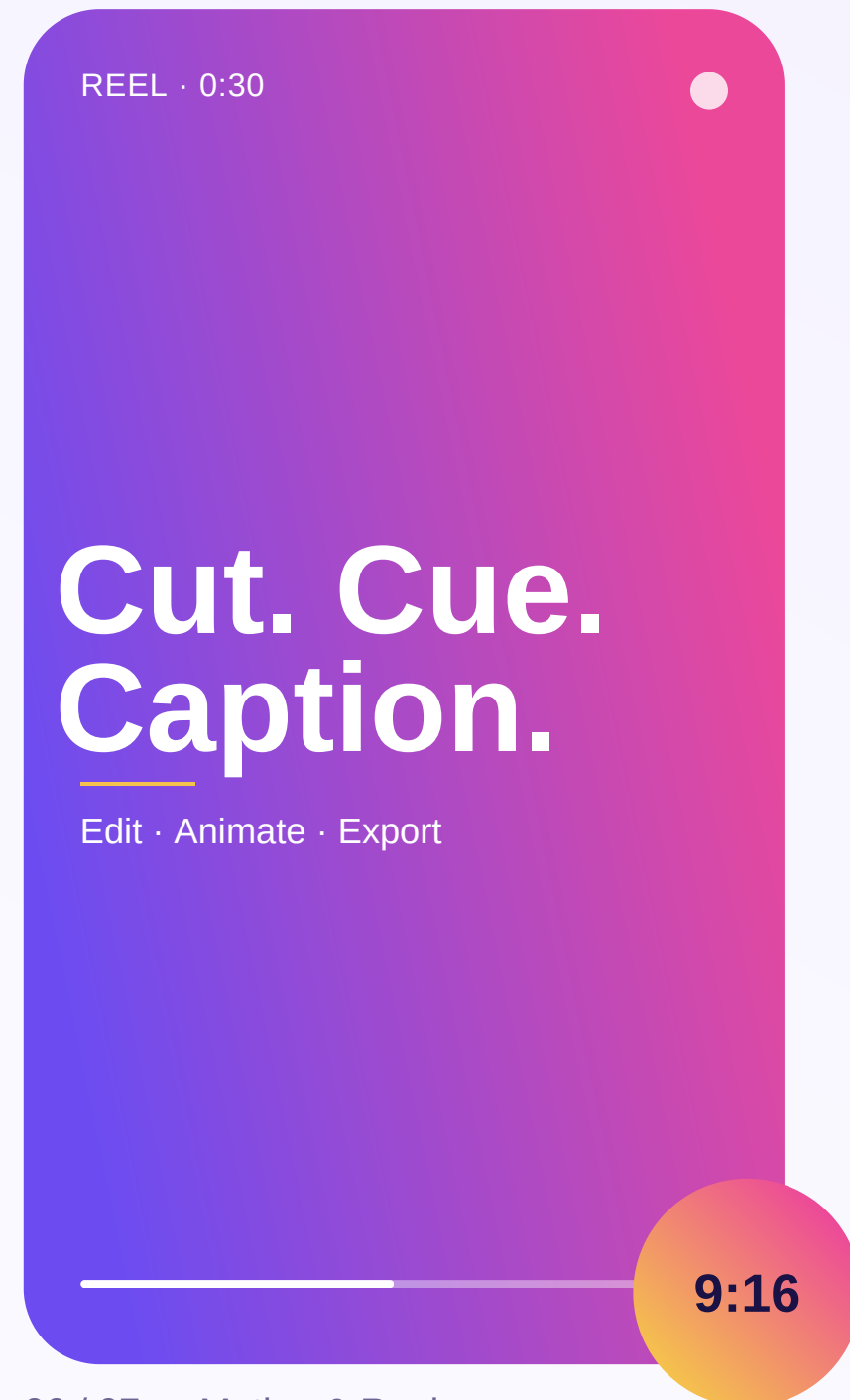
Move beyond the screen. Design print-ready creatives that hold up at A4, on a wall, or in a folded brochure.

- Posters
- Flyers
- Brochures
- Event Creatives
- Print settings — bleed, DPI, color profiles



Video editing + reels in Canva.

06



01 Canva Video Editor
Timeline, trimming, and scene structure.

03 Transitions
Cuts that feel cinematic, not corny.

05 Full reel workflow
From idea → script → cut → export — produce one start-to-finish in class.

02 Animations
Movement that supports the message, not distracts.

04 Audio
Music sync, voiceover, sound design basics.

Portfolio. Freelancing.

Final project.

Package the skills. Land the first client. Submit the project that earns the certificate.

01

Portfolio Building

Curate, package, and present work that converts viewers into clients.

02

Client Communication

Briefs, revisions, boundaries — sound professional from day one.

03

Freelancing Platforms

Where the work lives — and how to stand out in a crowded feed.

04

Pricing Basics

Charge what the work is worth — frameworks, not guesswork.

BY THE END OF WEEK 7

What you walk away with.

Real skills, a real portfolio, and a real first path to income — not just a recording you'll never rewatch.



OUTCOME 01

Create professional designs

Layouts, type, and color that look agency-grade — across every format.



OUTCOME 02

Build a portfolio

A curated set of pieces you're proud to send to a client tomorrow.



OUTCOME 03

Edit videos

Reels and short-form videos people watch all the way through.



OUTCOME 04

Work with AI tools

Magic Design, Magic Write, background remover — multiply your output.



OUTCOME 05

Start freelancing

Find clients, price the work, deliver with confidence.



OUTCOME 06


Ship social content

A weekly content rhythm — posts, stories, carousels, reels.

Session & Payment Details

Session Types

Weekday Batch

 Monday – Wednesday

 Flexible Time Slots

Weekend Batch

 Saturday - Sunday

 Flexible Time Slots

Payment Structure

One-Time Payment

 ₹ **799**

Limited Seats Available

Secure Your Spot Today